

00.0 How to Use the Source Book

The Georgia Society now provides its valuable Source Book in an online format. To access, from your Internet browser, go to <http://sourcebook.gassar.org>, or access through the “Members Only” option on the State Info page from the main web site. This is a password-protected area of the web site, to insure confidentiality of our members and our information.



You will see the following screen after you enter the online Source Book:



File	Size	Modified
00 About the Source Book	133.5 KB	2007-May-06
01 SAR Pledges	30.0 KB	2007-May-06
02 Georgia Society Officers	299.0 KB	2007-May-06
03 Committees	166.5 KB	2007-May-06
04 Georgia Society Chapters	465.1 KB	2007-May-06
05 Georgia Society & Chapter Histories	1,021.2 KB	2007-May-06
06 Creating and Governing new Georgia Society Chapters	338.7 KB	2007-May-07
07 Georgia Society By-Laws	132.5 KB	2007-May-06
08 National and Georgia Societies Rules of Protocol	59.0 KB	2007-May-06
09 United States Flag Protocol	54.7 KB	2007-May-07
10 Chapter Reporting <small>NEW!</small>	1.6 MB	2007-May-07
11 State Reporting	620.0 KB	2007-May-06
12 Membership Applications <small>NEW!</small>	1.5 MB	2007-May-07
13 Children of the American Revolution (C.A.R.)	688.3 KB	2007-May-06
14 Veterans <small>NEW!</small>	1.2 MB	2007-May-08
15 National Recognition and Awards Program	7.3 MB	2007-May-06
16 National & Georgia Societies Medals & Awards	455.9 KB	2007-May-07
17 State Recognition and Awards Program	1.6 MB	2007-May-06
18 Georgia Society Color Guard <small>NEW!</small>	2.0 MB	2007-May-08
19 Georgia Society Board of Managers (BOM)	30.0 KB	2007-May-06
20 Georgia Society Annual Meeting	28.0 KB	2007-May-06
21 National Publications & How To Get Them	27.0 KB	2007-May-06
22 National Merchandise Orders	391.0 KB	2007-May-06
23 Special Endowment Funds	139.0 KB	2007-May-06
24 Media Program and Guide	4.2 MB	2007-May-06
25 Historic Sites and Celebrations <small>NEW!</small>	346.0 KB	2007-May-07
26 Grave Marking Program <small>NEW!</small>	2.0 MB	2007-May-08
90 Appendices	14.2 MB	2007-May-06

0 Files - 28 Folders Total size: 40.8 MB

Powered by AutoIndex PHP Script




You can either click on the  folder symbol to the left of the title, or click on the title itself. This will either expand the folder and display the sub-topics, or take you into the folder itself. On the following page, sample screens are shown which demonstrate the different views. You may expand as many sections as you wish by clicking on the  folder symbol. Clicking the symbol a second time will cancel folder expansion for the selected folder.



View shown when clicking on folder icon

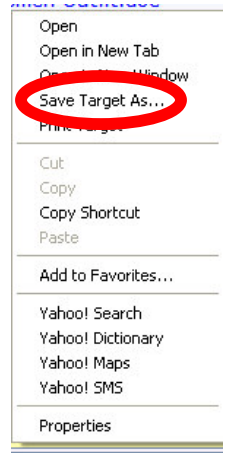



View shown when clicking on title

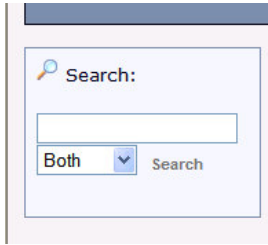
You may then select your desired document for display by simply clicking on the title. To display these items, you will require Microsoft Word to display those with the  icon to its left; Microsoft Excel for those with the  icon; and, Adobe Reader (PDF) for those with the  icon. If you enter a directory, click on “[Parent Directory](#)” to return to the index.

In Internet Explorer, you may right click on any of the documents, select “Save Target As” and save that document to your local PC. At present, we do not offer an option to download an entire document set.

When you click on a document in your browser, you may be asked if you wish to Save or Open the document. Use the Open option. It is NOT recommended practice to use the Save option to move documents to your PC. Use the directions in the prior paragraph to save documents to your PC.



The  icon indicates that a document has either been added or changed in the past 24 hours. This icon is reflected on the main section folder if any changes have occurred to sub-sections within the folder. The file size and date last modified are also displayed. You may want to review the file size before saving (downloading) to your computer, especially if you are using a dial-up connection. Several of the files in the Source Book are in excess of one megabyte (Mb), and can take a long time to download over slower connections.



At the bottom of the page, you will see a Search box. This allows you to search for titles that match a specific word. ONLY the titles are searched, but all files in all folders are checked for matches. For instance, if you type in *grave*, you will get a screen that lists all titles that contain that word. More complex multiple word or phrase matching is not

supported. You may click on any of the titles that are returned to display that document.

Note that the login function at the bottom of the page is only used for administrative purposes. Do not use the user id and password that you used to enter the Members Only section.

